

# LHDC

## Head Start Birth-5

---

# 2024

# 2025

## ANNUAL REPORT

---



LHDC provides services to clients regardless of age, sex, race, color, religion, disability, veteran status, genetics, national origin, ancestry, or familial status. The agency is an Equal Opportunity Employer.



---

## LHDC Mission

Reducing poverty to improve lives and communities in southern Indiana.


## LHDC Vision

We believe in economic and social justice for all people across southern Indiana...now and always.

## LHDC Head Start Birth-5 Program Goals 2024-2025

1. LHDC will improve Facilities and Learning Environments – LHDC will upgrade playgrounds by installing solid surfacing, new playground structures, and more activities for children with disabilities. Additional building upgrades include restrooms located in every classroom and a lactation lounge located in every center.
2. LHDC will restructure and reorganize the organizational structure to support program needs – LHDC HSB-5 will modify the current organizational chart by adding a Site Director for every center, a Program Nurse, and a Dual Language Learner Specialist that will provide support throughout our service area. This will improve comprehensive services and ensure all staff are knowledgeable, skilled, productive, and accountable.
3. LHDC will review and restructure Technology and Information Systems to build a more effective communication management system – LHDC will develop a broader technology-based program in the areas of marketing, community outreach, and digital services.





# Message from the Director

---


Lincoln Hills Development Corporation (LHDC), designated Community Action Agency for Crawford, Perry, and Spencer Counties in rural southern Indiana has provided Head Start Center-Based services since 1965 and Early Head Start Home-Based services since 2009. LHDC's Head Start program is funded by the Administration for Children and Families Department of Health and Human Services. LHDC Head Start Birth-5 provides comprehensive services to children and families living at or below the federal poverty including pregnant women and children 0 to 5 years old. These services include school readiness, social-emotional skills, health and nutrition, and provides resources to families to help them reach goals.



*Martha Thomas*

**Martha Thomas**


Head Start Birth-5 Director  
Lincoln Hills Development Corporation



# Program Description

---

LHDC Head Start Birth-5 is a Head Start and Early Head Start program that serves Crawford, Harrison, Perry, and Spencer counties in Southern Indiana. The program is devoted to providing free, high-quality preschool and early learning services to low-income families with children 0-5 and expectant families. Our program offers center-based Head Start for children ages 3-5. Early Head Start Center-Based is offered to children 6 - 36 months. Early Head Start Home-based is offered to children 0-36 months and expectant mothers.





# ERSEA


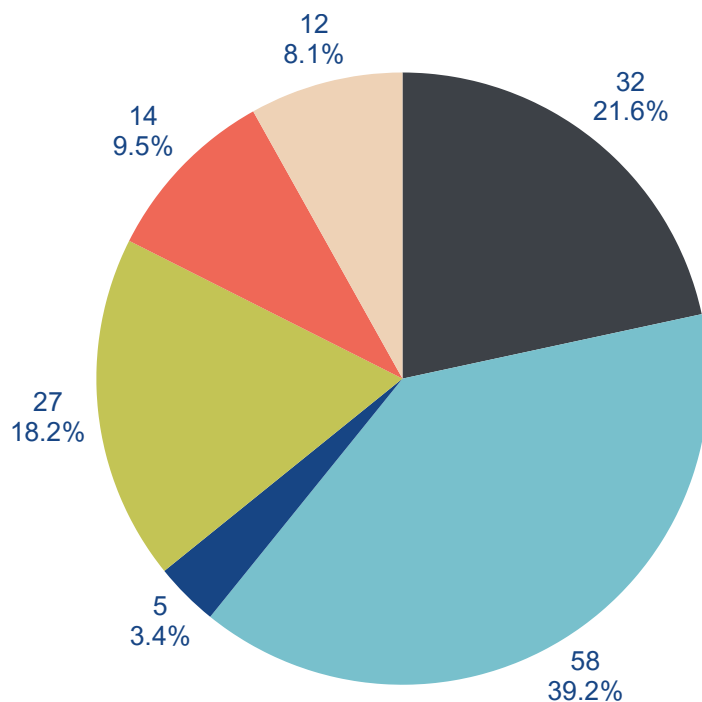
*Eligibility, Recruitment, Selection, Enrollment, and Attendance*


	Funded Enrollment	Cumulative Enrollment
Head Start	126	148
Early Head Start	80	134

*EHS Cumulative Enrollment: 116 children, 18 pregnant mothers*

## Participants by Eligibility Category: Head Start

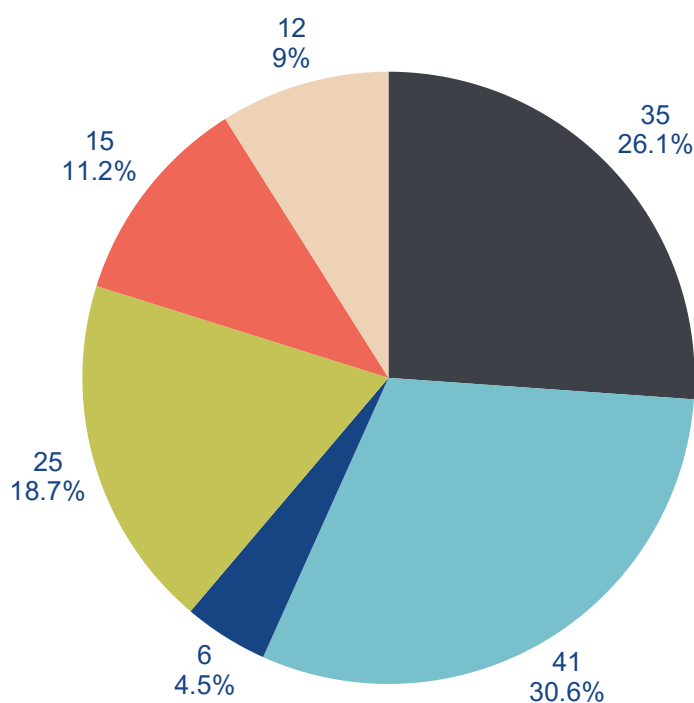
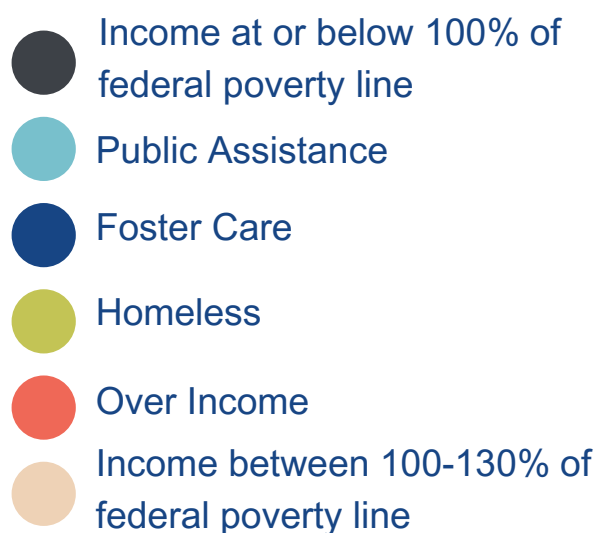
- Income at or below 100% of federal poverty line
- Public Assistance
- Foster Care
- Homeless
- Over Income
- Income between 100-130% of federal poverty line





# ERSEA

## Participants by Eligibility Category: Early Head Start




## Transitions:

2 newborns transitioned into EHS from Expectant Families

23 EHS children transitioned to HS

47 HS children transitioned to kindergarten





# ERSEA

---

## Attendance: Head Start

87% of children considered chronically absent


77% Average Daily Attendance

## Attendance: Early Head Start

63% of Center-Based EHS children considered chronically absent

79% Average Daily Attendance (Center-Based)

68% Home-Based Attendance



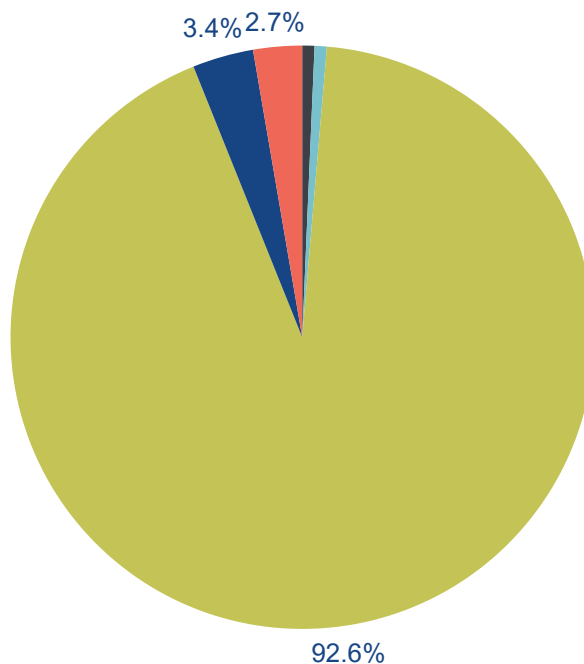


# ERSEA

## Race Demographics:


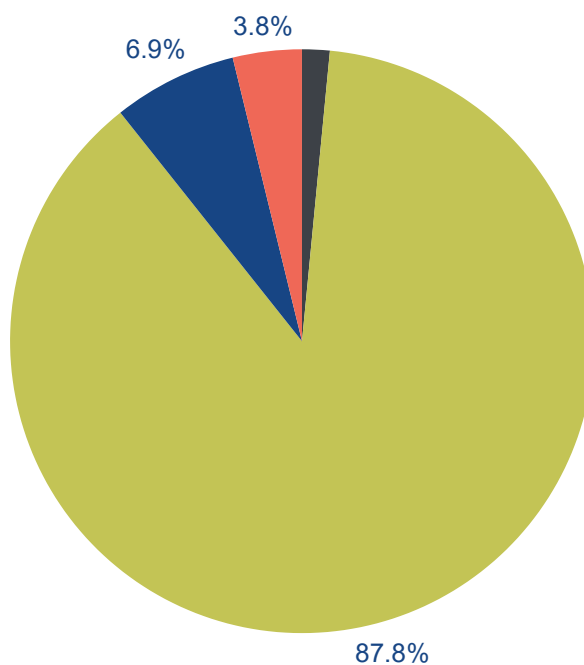
### Head Start

- Asian, 1 (0.7%)
- Black, 1 (0.7%)
- White, 137 (92.6%)
- Biracial/Multi-Racial, 5 (3.4%)
- Unspecified, 4 (2.7%)



### Early Head Start

- Asian, 2 (1.5%)
- White, 115 (87.8%)
- Biracial/Multi-Racial, 9 (6.9%)
- Unspecified, 5 (3.8%)





# ERSEA

---

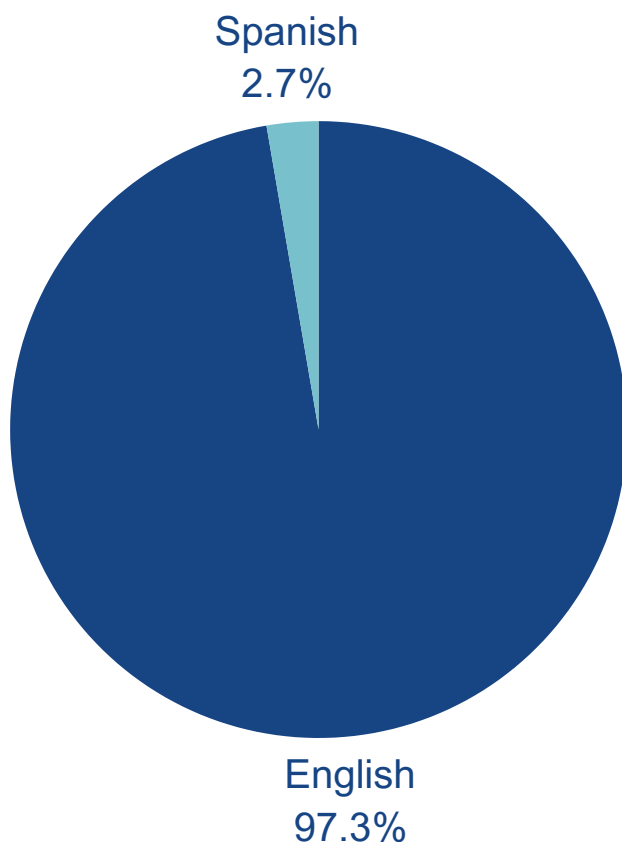
## Ethnicity:

Head Start: 5 Hispanic


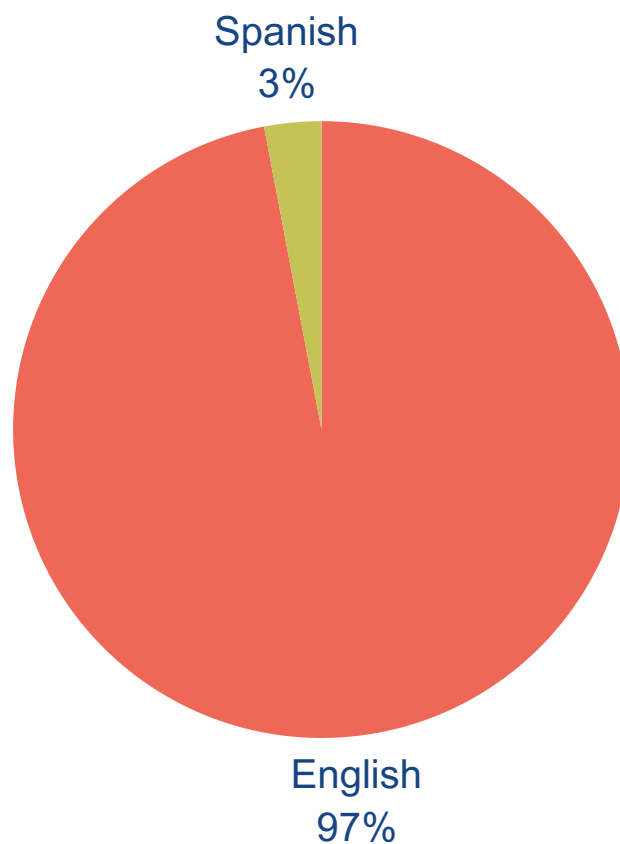
Early Head Start: 7 Hispanic

## Language:

### Head Start



### Early Head Start

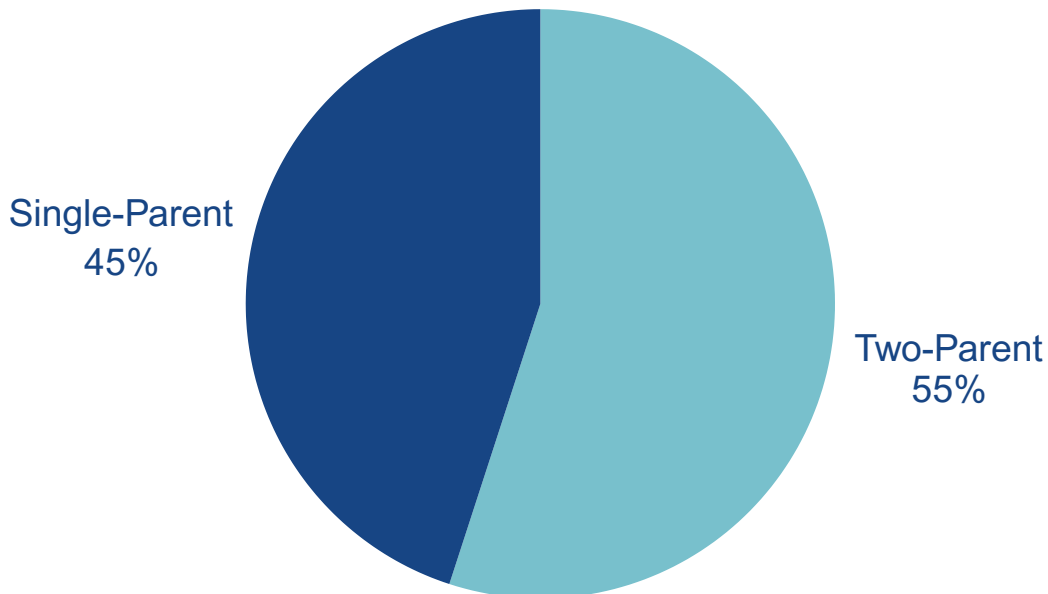


# PCFE


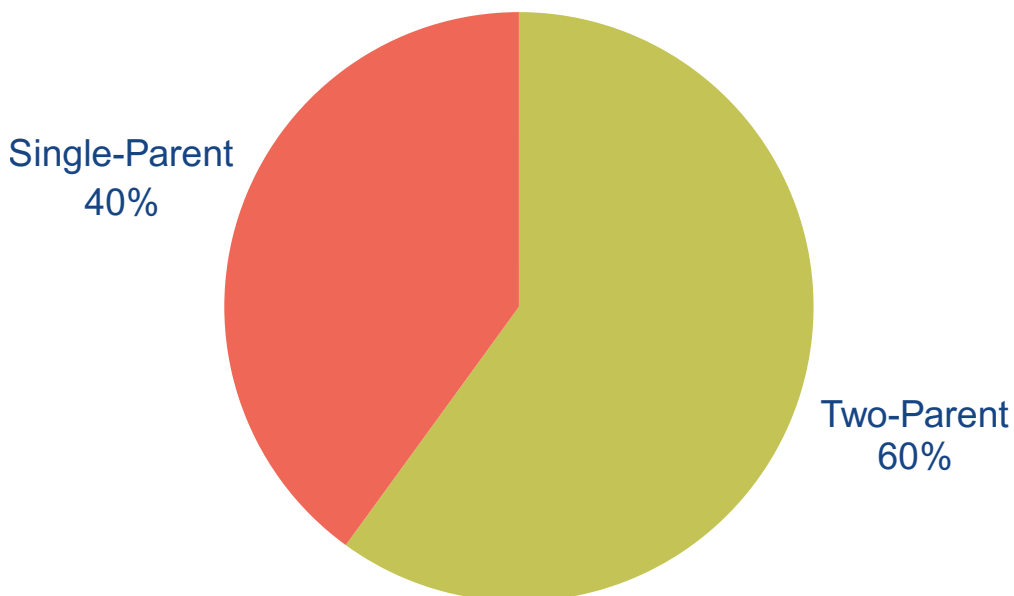
---

*Parent, Family, and Community Engagement*

## Families By Type: Head Start



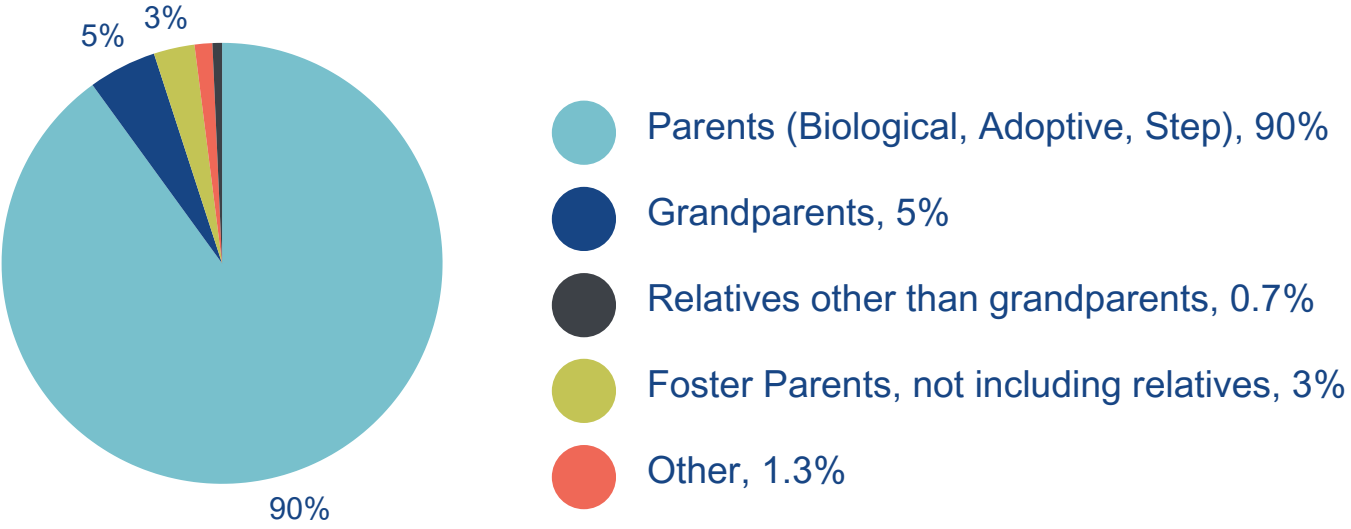
## Families By Type: Early Head Start



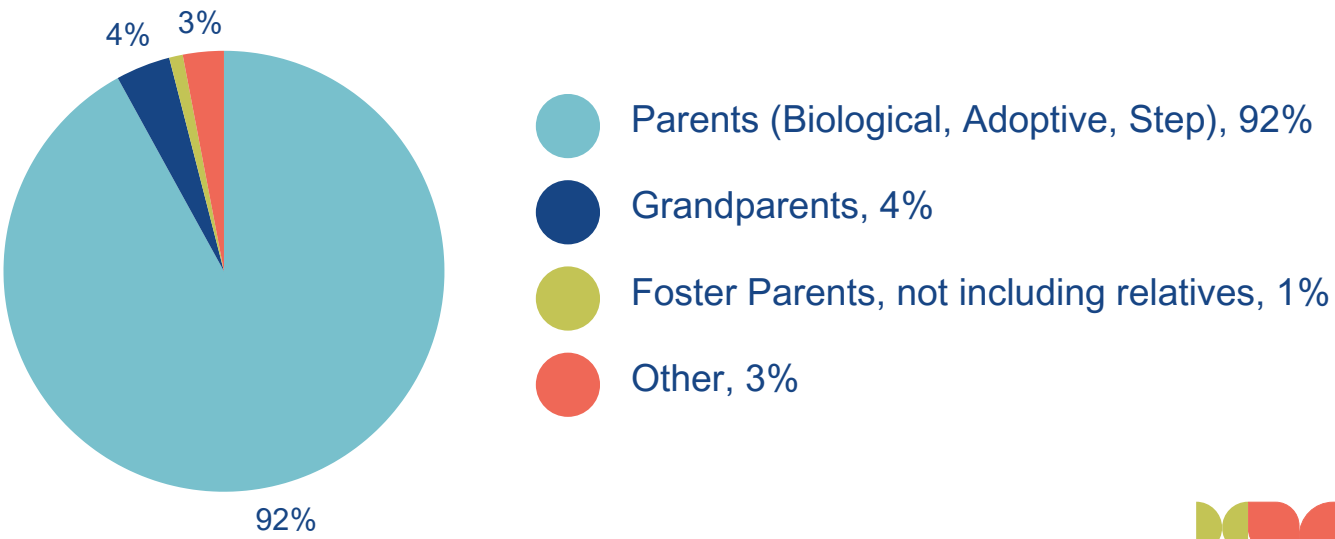
# PCFE

---

## Parent/Guardians by Type: Head Start



## Parent/Guardians by Type: Early Head Start

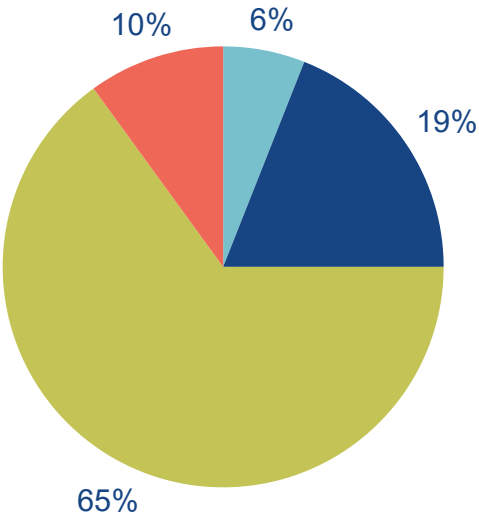


# PCFE

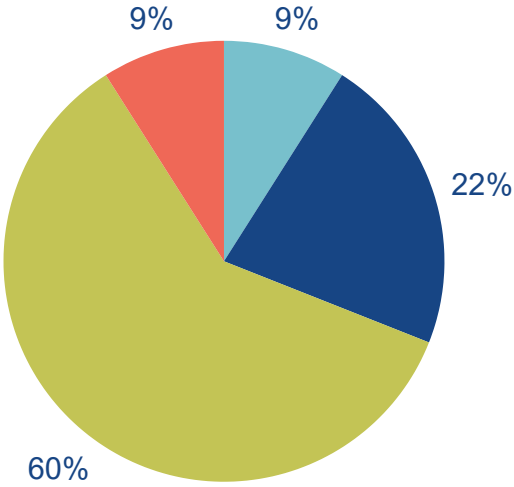
---

## Parent/Guardian Education: Head Start


- Advanced Degree or Bachelors
- Associate's Degree, Vocational School, or Some College
- HS Graduate or GED
- Less than HS Graduate



## Parent/Guardian Education: Early Head Start



- Advanced Degree or Bachelors
- Associate's Degree, Vocational School, or Some College
- HS Graduate or GED
- Less than HS Graduate






# PCFE

---

## Employment/Job Training/School: Head Start




At least one parent employed, in job training, or in school at enrollment: 69%

-  One or more parents are employed: 92
-  One or more parents are in job training: 11
-  One or more parents are in school: 1

Neither/No parent is employed, in job training, or in school at enrollment: 31%

## Employment/Job Training/School: Early Head Start

At least one parent employed, in job training, or in school at enrollment: 74%

-  One or more parents are employed: 79
-  One or more parents are in job training: 8
-  One or more parents are in school: 2






Neither/No parent is employed, in job training, or in school at enrollment: 26%



# PCFE

---

## Top 5 Services Received: Head Start and Early Head Start

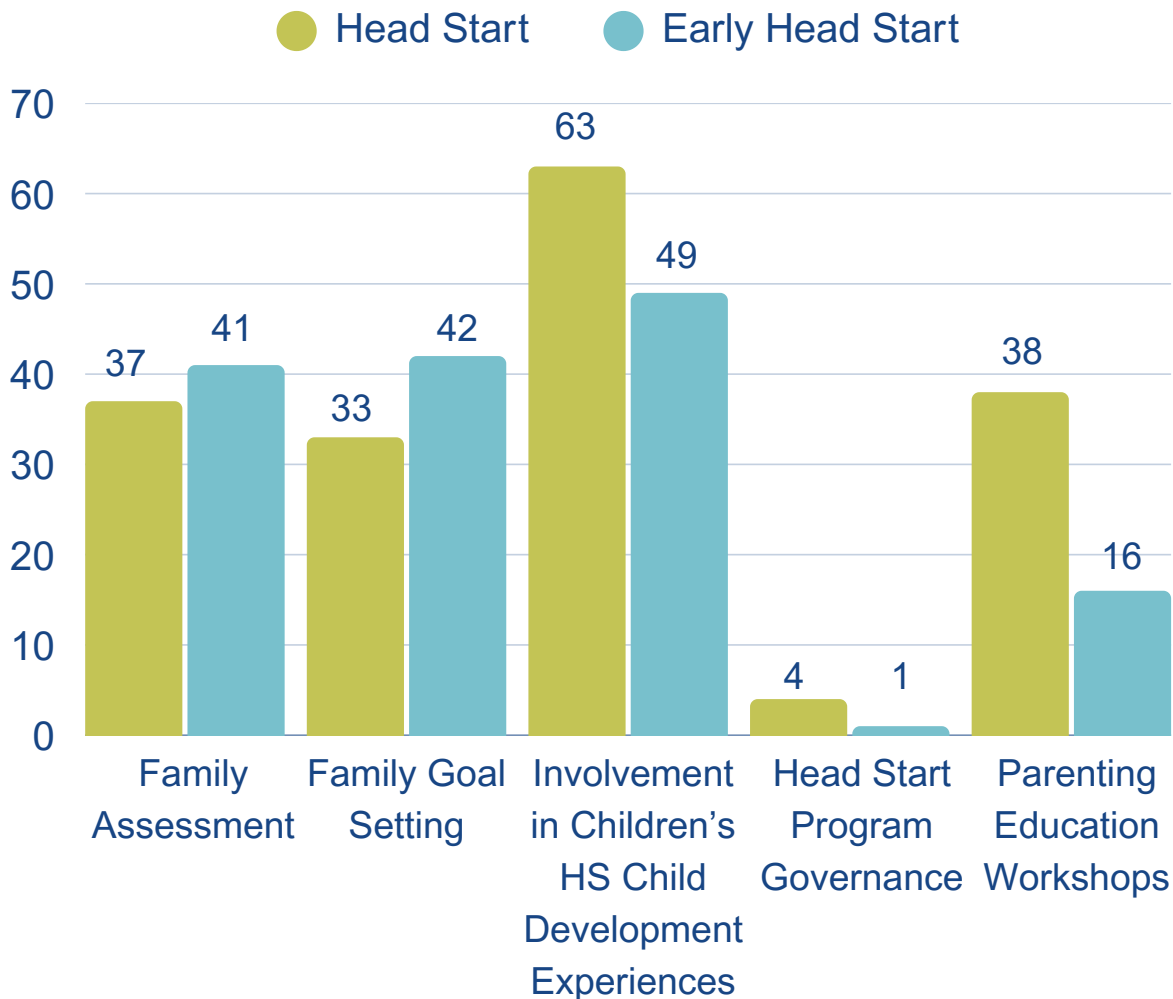
-  Involvement in discussing their child's screening and assessment results and their child's progress.
-  Supporting transitions between programs
-  Education and Nutrition
-  Education on preventative medical and oral health
-  Research-based parenting curriculum



# PCFE

## Father Engagement by Type: Head Start and Early Head Start


Number of fathers participating in the following:



## Parent Mental Health Observations:

Head Start: 8

Early Head Start: 16




# PCFE

---

## Parent Input Survey

Are you satisfied with:

	Yes	No	N/A
Enrollment	35	1	0
Disability Services	26	8	2
Classroom Activities	34	1	1
School Readiness	36	0	0
Health Services	33	2	1
Mental Health Services	26	4	6
Nutrition Services	33	1	2
Family Services	32	2	2
Parent/Family Activities	33	2	1
Facilities	35	1	0
Transportation	20	10	6



# Education and Disabilities

CLASS	Fall 2024	Spring 2025
Emotional Support	6.42	6.46
Classroom Organizations	5.32	6.0
Instructional Support	2.07	2.31

## ReadyRosie

Language and Literacy	7221
Math	4972
Social Emotional	2918
Health and Well-Being	8654

## ReadyRosie

Family Well-Being	1235
Positive Parent-Child Relationships	6617
Families as Lifelong Educators	6578
Families as Learners	6378
Family Engagement in Transition	387
Family Connections to Peers and Community	394
Families as Advocates and Leaders	0



# Education and Disabilities

---

## School Readiness Growth: Head Start

	Fall 2024-2025	Winter 2024-2025	Spring 2024-2025
Social Emotional	57%	82%	88%
Motor Development	72%	90%	92%
Well-Being	70%	88%	87%
Language	55%	72%	93%
Approaches to Learning	68%	81%	88%
Literacy	49%	69%	76%
Cognitive	48%	67%	78%

## School Readiness Growth: Early Head Start

	Fall 2024-2025	Winter 2024-2025	Spring 2024-2025
Social Emotional	83%	92%	98%
Language & Literacy	73%	88%	98%
Approaches to Learning	81%	90%	100%
Cognition & General Knowledge	80%	90%	98%
Physical Development & Health	75%	83%	97%



# Education and Disabilities

IFSP- 13 children (3 prior, 10 during)

IEP-28 children (13 prior, 15 during)

## Concerns

	HS	EHS
Concern Identified	28	14
Diagnosis	15	4
Evaluation	17	4
Referral	28	11
Not Eligible	3	0
Evaluation Pending	4	1
Parent Refused Evaluation	6	2

## Primary Disabilities

	HS	EHS
Speech or Language Impairment	10	11
Developmental Delay	18	6
Autism	0	1
Health Impairment	0	1

## Developmental and Behavioral Screenings



	HS	EHS
Speech or Language Impairment	10	11
Developmental Delay	18	6




# CACFP

Child and Adult Care Food Program

## 2024 -2025 Meals Served



# Health



	Pregnant Women	HS	EHS
Health Insurance	100%	100%	99%
Medical Homes	100%	100%	97%
Well Child Exams	N/A	44%	72%
Immunizations	N/A	83%	92%
Dental Homes	N/A	95%	92%
Dental Screenings/Exams	N/A	66%	43%
Hearing Screenings	N/A	98%	91%
Vision Screenings	N/A	98%	93%

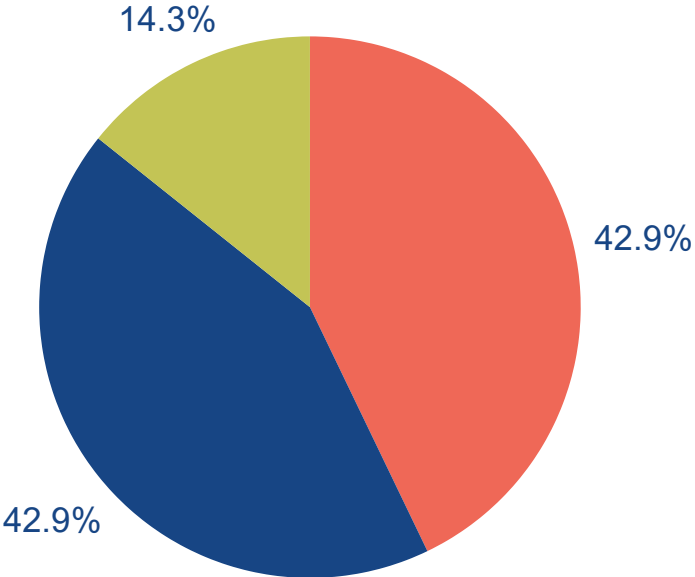
## Services for Pregnant Women:

Prenatal Care	100%
Postpartum Health Care	77%
Fetal Development Education	100%
Breastfeeding Education	100%
Nutrition Education	100%
Infant Care/Sleep Education	100%
Alcohol/Drug/Smoking Education	100%

# Staff Data



## Staff Qualifications

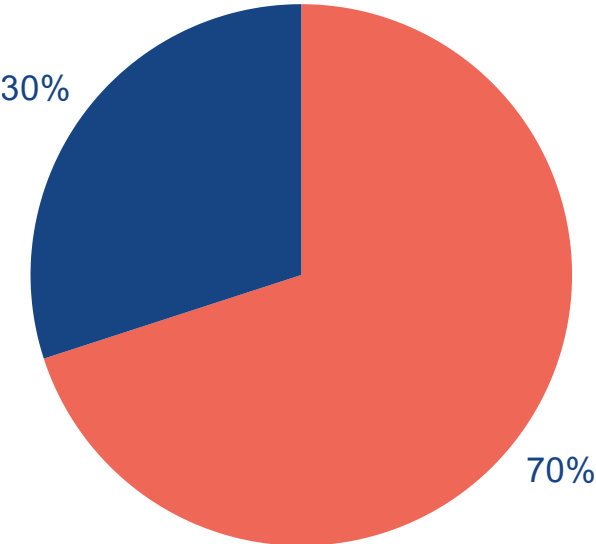


### Head Start Teachers:

- Bachelor's Degree, 3
- Associate's Degree, 3
- In Training, 1

### Head Start Assistant Teachers:

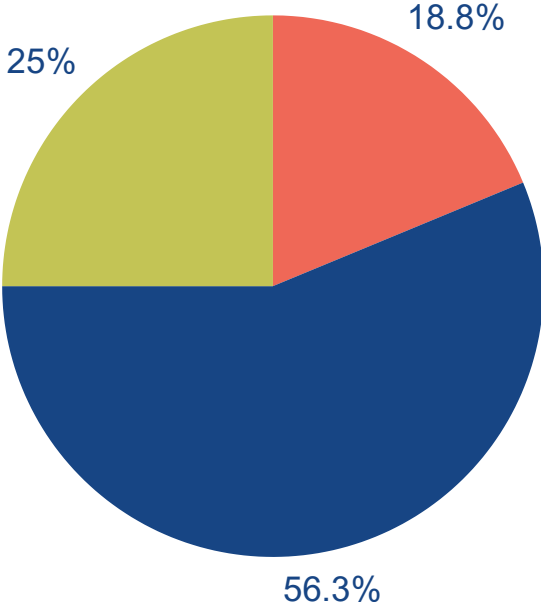
- CDA, 7
- In Training, 3



# Staff Data



## Staff Qualifications

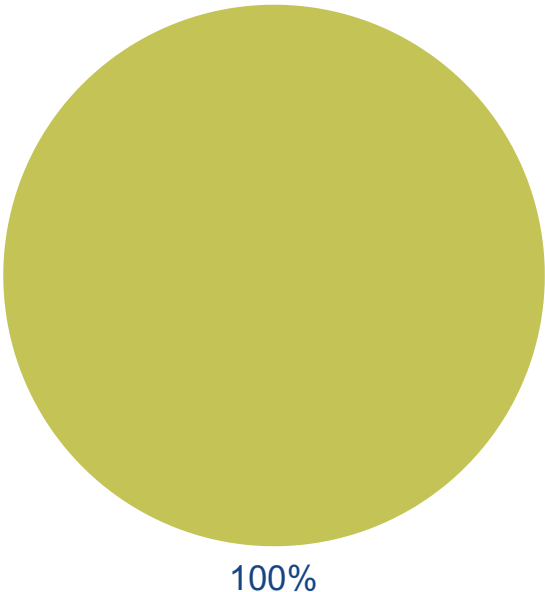


### EHS Teachers

- Associate's Degree, 3
- CDA, 9
- In Training, 4

## Home Visitors

- Home Visiting CDA, 2





# LHDC Board of Directors

---

## Crawford County

Darwin Groves  
Nick Siler, Esq.  
Kevin Wright  
Helen Louise Wright  
Jason Wolf

## Perry County

Judy Davis  
Lana Hartz  
Cody Axton  
Anjan Kashyab  
Emily James  
Dayne Seibert

## Spencer County

Robert Compton  
Jeffrey W. Hagedorn, Esq.  
Jill Kaetzel  
Dianne Litkenhus  
Pam Thompson  
Fr. Anthony Vinson OSB

# LHDC HSB5 Policy Council

---

Nicole Jeffries  
Jillian Oglesby  
Jaimie McDonald  
Heather Sturgeon  
Tyler Sturgeon  
Jordan Baird  
Isabel Ingle  
Margaret (Joy) Brownell

Allison Sauer  
Myah Niblett-Turner  
Leta (Anna) Fuchs  
Emily Richardt  
Jeanette Smith  
Brianna Nelson  
Annika Padgett  
Judy Davis

